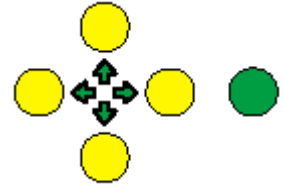


How to:

Booking a laundry time

Place the cursor (blinking arrow) on BOKA (BOOK).
Press the green button. Choose what you want to book, in this example TVÄTT (LAUNDRY). Use the arrows to access your choice. We will choose TVÄTT – press the green button. Now choose the day and time using the arrows. If the time is shown as --, all 4 laundry rooms have already been reserved, choose another time. Press the green button. Choose which laundry room you wish to book. Press the green button.



Cancel a laundry time

Move the cursor (blinking arrow) to VISA/AVBOKA (SHOW/CANCEL).
Press the green button.
Choose which time you wish to cancel using the arrows.
Press the green button.



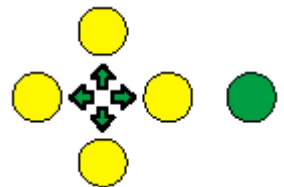
Show your bookings

Move the cursor (blinking arrow) to VISA/AVBOKA (SHOW/CANCEL).
Press the green button.
Move between your bookings using the arrows.



Show all bookings

Point the cursor (blinking arrow) at BOKA (BOOK).
Press the green button.
Use the arrows to see when there are free laundry times.
(1 = Laundry room 1 free, 2 = Laundry 2 free,
3 = Laundry room 3, 4 = Laundry room 4 free
- = occupied)



Open the door

Move the cursor (blinking arrow) to ÖPPNA (OPEN).
Press the green button.



Please note – If you press the wrong button, press the red button until you get back to the menu you started at.



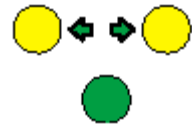
An booking example:

FREDAG 30 JANUARI 2004 (Friday 30 Jan 2004) 08:00
 VAD SKALL GÖRAS? (What do you want to do?)
 BOKA (book) VISA/AVBOKA (show/cancel) ÖPPNA (open)

Leave the cursor on boka (book) and press the green button.

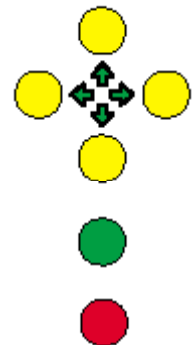


VAD SKALL BOKAS? (What do you want to book?)
 TVÄTT (laundry)



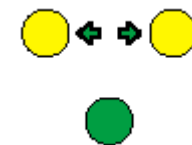
Select using the right/left arrows, press the green button.

	FR(fri)	LÖ(sat)	SÖ(sun)	MÅ(mon)
TI(tues)				
	30	31	1	
2		3		



Choose day and date using the right/left arrows.
 Choose time using the up/down arrows.
 Then press the green button.
 To cancel your booking, press the red button.

CHOOSE LAUNDRY
 TVÄTT 1 TVÄTT 2 TVÄTT 3 TVÄTT 4



Choose which laundry you wish to book. Then press the green button.

	FR(fri)	LÖ(sat)	SÖ (sun)	MÅ(mon)	TI
(tues) (day)					
	30	31	1	2	
3		(date)			



Confirm your booking by pressing the green button (JA), or cancel by pressing the red button (NEJ).